HENRY PARK

Primary 3 Science Review (Term 4)

Name: _____ ( ) Class: 3 _____ Date: _____

Section A: Multiple Choice Questions (10 marks) **Duration: 35 minutes**

For each question from 1 to 5, four options are given. One of them is the correct answer. Make your choice (1, 2, 3 or 4) and write in the **brackets** provided.

1. Study the following statements carefully.

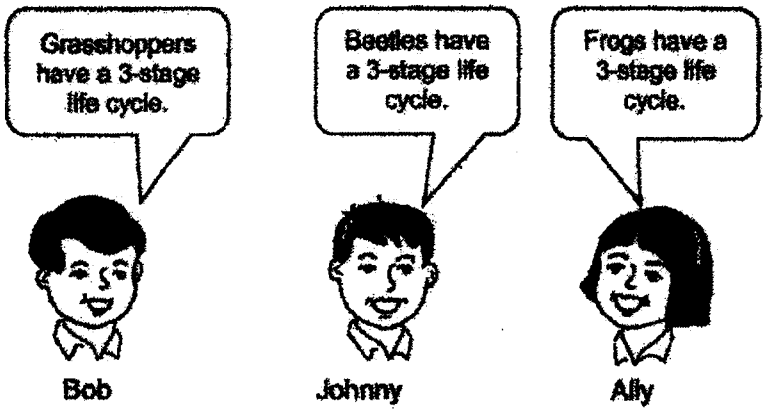

Who have made the correct statements?

(1) Johnny and Bob only
(2) Bob and Ally only
(3) Ally and Johnny only
(4) Johnny, Ally and Bob

( )

2. The diagrams show different stages in the life cycle of a mosquito.

W	X	Y	Z
	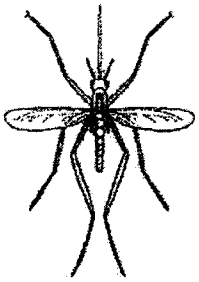		

Which of the following shows the correct order of the stages in the life cycle of a mosquito?

(1) Z ➡ Y ➡ W ➡ X

(2) X ➡ Z ➡ Y ➡ W

(3) Y ➡ X ➡ Z ➡ W

(4) Z ➡ Y ➡ X ➡ W

( )

3. The diagram shows the positions of 3 ring magnets when they are put through a wooden rod.

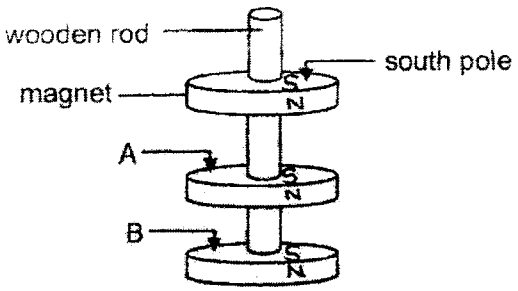

Which one of the following correctly shows the poles of A and B?

	A	B
(1)	North	North
(2)	North	South
(3)	South	North
(4)	South	South

( )

4. Charis had two metal bars as shown in the diagram. She brought one end of a metal bar next to the end of the other metal bar and recorded her observations as shown below.

Action taken	Observation
When I is brought near J	I and J moved nearer to each other.
When I is brought near K	I and K moved away from each other.

Which one of the following will **likely** happen when **H is brought near J?**

(1) Nothing will happen.

(2) H and J will spin continuously.

(3) H and J will move nearer to each other.

(4) H and J will move away from each other.

( )

5. The picture shows an outdoor tent used for shelter by campers. The windows allow them to see what is happening outside. The nails hold the tent down so that it is not easily blown away by strong winds.

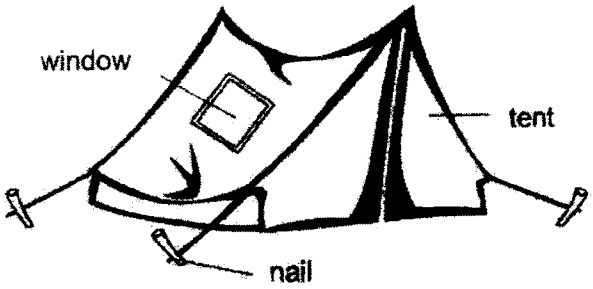

Study the flowchart below about the properties of materials W, X, Y and Z.

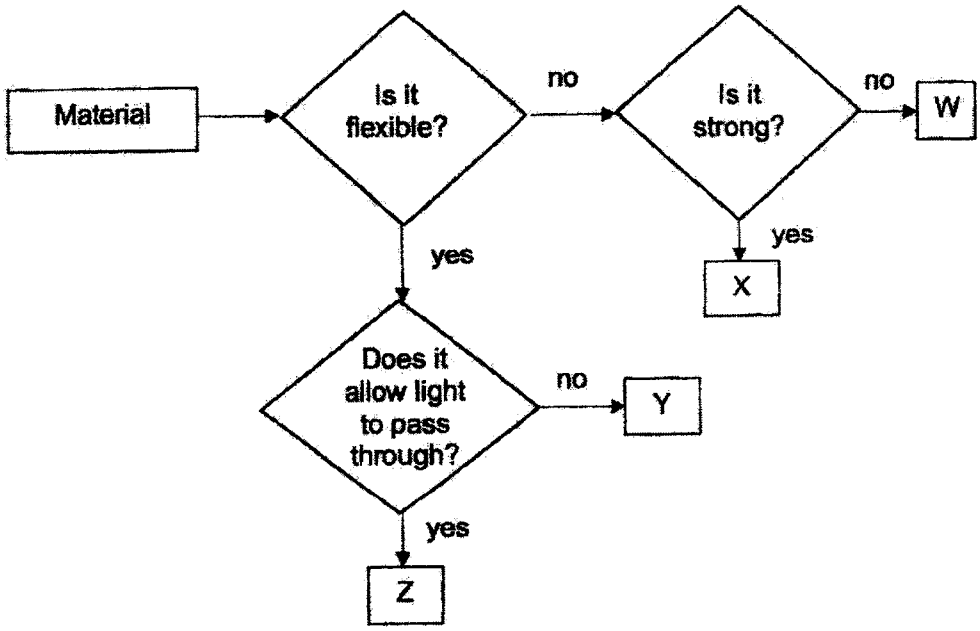

Which one of the following correctly matches materials W, X, Y and Z to the nail and window of the outdoor tent?

	Nail	Window
(1)	W ✗	Y ✗
(2)	X ✓	Y ✗
(3)	X ✓	Z ✓
(4)	Z ✗	W ✗

( )

Section B: Short Answer Questions (6 marks)

Write your answers to questions 6 to 8 in the spaces given. Each question carries 2 marks.

6. Hannah carried out an experiment with four bands made from materials, A, B, C and D, using the set-up below. She wanted to find out how much weight is required to break each material.

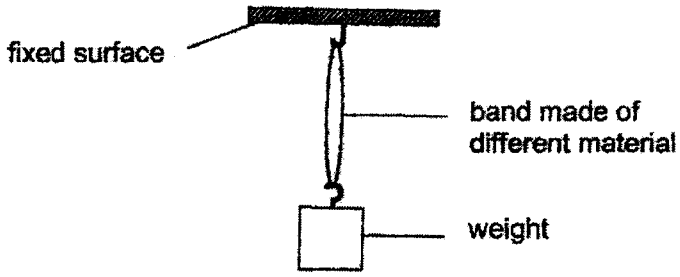

She recorded her findings in the table below.

Material	A	B	C	D
Amount of weight used to break band	6 kg	11 kg	10 kg	8 kg

(a) Which of the material(s), A, B, C or D, will definitely not break when a 9 kg weight is hung from it? [1]

The diagram below shows a bag full of groceries.

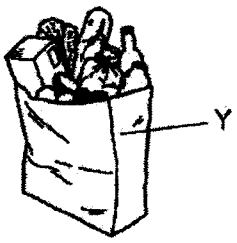

(b) Which material, A, B, C or D, is the most suitable for making part Y of the bag? [1]

7. The diagram shows what happens when 2 bar magnets, PQ and RS, are brought near to each other.

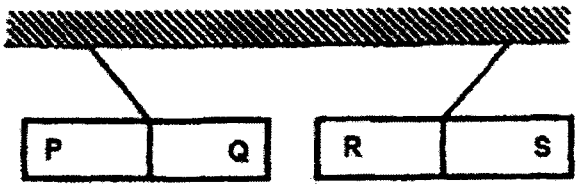



Which of the following statements are correct about the likely poles of the 2 magnets? [2]

Tick (✓) the correct answers.

(a) P and R are north poles while Q and S are south poles. ( )

(b) Q and S are north poles while P and R are south poles. ( )

(c) P and S are north poles while Q and R are south poles. ( )

8. The diagram shows the stages in the life cycle of a plant.



D E F

Choose the correct words from the box to answer the question below.

egg	**seed**	**young plant**	**adult plant**

Name the stages **D** and **E** in the life cycle of the plant. [2]

D : _____ E : _____

Section C: Open-ended Questions (9 marks)

Write your answers to questions 9 to 11 in the spaces given.

9. Ravi placed a bar magnet into a box of pins. When he picked up the magnet, pins were attracted to different parts, L, M, N and O, of the magnet. He counted the pins and recorded them in a table shown below.

Part of the magnet	Number of pins attracted to the part of the magnet
L	9
M	2
N	10
O	3

(a) From the observation above, which two parts of the magnet are most likely the poles of the magnet? [1]

_____

(b) Explain your answer in (a). [1]

_____

_____

(c) Name a material the pins could be made of. [1]

_____

10. Study the classification chart below.

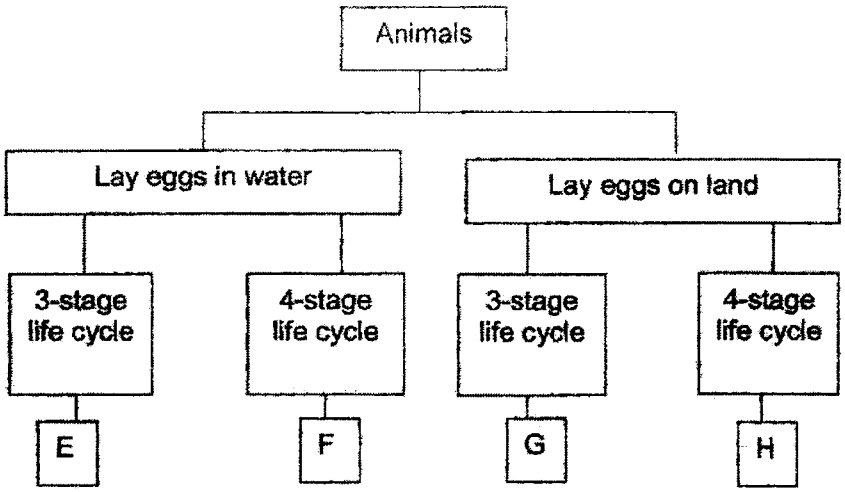

(a) Based on the information above, state one difference in the characteristics between animals F and G. [1]

_____

_____

(b) Based on the information above, state the common characteristic between animals G and H. [1]

_____

_____

(c) Which animal, E, F, G or H, would best represent a *butterfly*? [1]

_____

11. John carried out an experiment as shown below. He placed a strip of material X into a glass containing 50 ml of water for five minutes.

He then removed the material and measured the amount of water left in the glass.

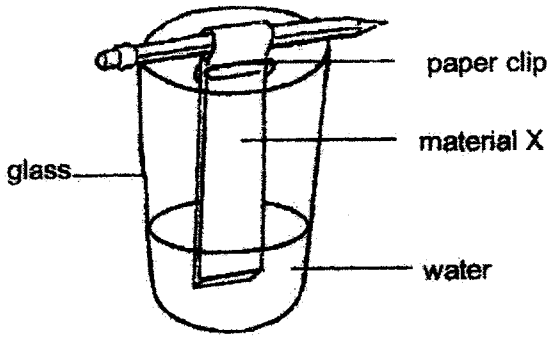

He repeated the experiment with materials Y and Z of the same size as material X. The table below shows the results of the experiment.

Material	Amount of water left (ml)
X	42
Y	50
Z	46

(a) Based on his results, arrange the materials X, Y and Z according to their ability to absorb water.

[1]

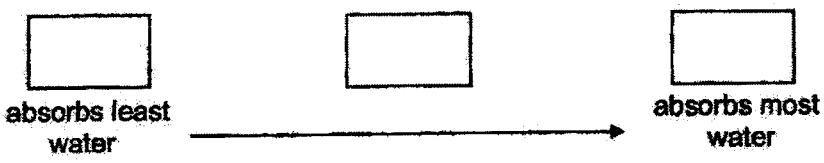

Question 11 continued

John wanted to choose a material which is suitable to make the inner lining of a baby diaper as shown in the picture below.

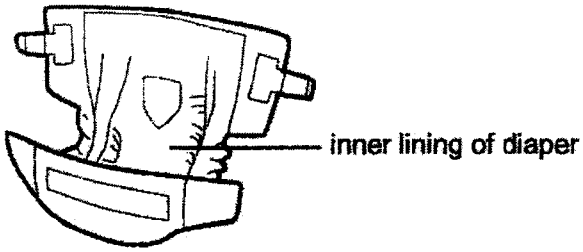

(b) Which material should he choose? [2]

Explain your answer.

_____

_____

_____

End of Science Review

ANSWER KEY

LEVEL : Primary 3
SCHOOL : Henry Park Primary School
SUBJECT : SCIENCE
TERM : Science Review (Term 4)

Section A

Q1	2	Q2	3	Q3	2	Q4	4	Q5	3

Section B & C

Q6	(a) Materials B and C (b) Material B
Q7	Tick (a) and (b)
Q8	D : seed E : young plant
Q9	(a) Parts N and L (b) Magnets are strongest at their poles and attracted most number of pins. (c) Steel
Q10	(a) F has a four staged life cycle while G has a three staged life cycle. (b) They both reproduce by laying eggs. (c) Animal H
Q11	(a) Y→ Z → X (b) He should choose material X. It absorbed the most amount of water, it will be most useful in absorbing the baby's waste products.

END