



MAHA BODHI SCHOOL  
2024 SCIENCE REVIEW 2  
PRIMARY THREE

Name : \_\_\_\_\_ ( )

Date : 21 August 2024

Class : Primary 3 \_\_\_\_\_

Duration : 40 min

Marks: 


/ 30
------

Parent's signature : \_\_\_\_\_

**Section A : [8 x 2 marks = 16 marks]**

For each question from 1 to 8, four options are given. One of them is the correct answer. Make your choice (1, 2, 3 or 4). Write your answer in the bracket.

1. Jimmy rolled a long rope into a coil as shown below.



Which of the materials below is the rope made of?


- (1) glass
- (2) metal
- (3) fabric
- (4) ceramic

( )

Marks: 

/ 2
-----

2. The fishing rod shown below is used to pull a big fish out of the water without breaking.



What property of the fishing rod makes it suitable for pulling big fishes?

- (1) It is strong.
  - (2) It can float.
  - (3) It is waterproof.
  - (4) It is transparent.
3. Which one of the following statements about magnets is true?

- (1) All magnets have two poles.
- (2) Magnets can attract all metals.
- (3) Like poles of magnets will attract each other.
- (4) A freely suspended magnet always points to East-West direction.

4. The diagrams below show a bar magnet and a nail.



bar magnet



nail

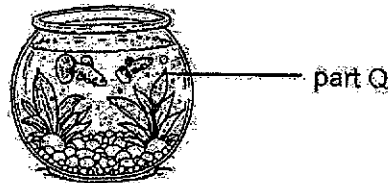
Alice wanted to make a temporary magnet using the stroking method. Which of the following should Alice do to magnetise the nail?

- A. She should use a steel nail.
- B. She should stroke the nail with the magnet in one direction using the North pole of the magnet.
- C. She should use both poles of the same magnet to stroke the nail in one direction.

- (1) A only
- (2) B only
- (3) A and B only
- (4) A and C only

Marks:

5. The diagram below shows a fishbowl.



The properties of the four materials are shown in the table below.  
A tick (✓) indicates that the material has the property.

Material	Is it waterproof?	Does it float on water?	Is it flexible?	Does it allow most light to pass through?
W	✓			✓
X		✓	✓	
Y	✓		✓	
Z		✓		✓

Which of the materials is suitable for making part Q of the fish tank?

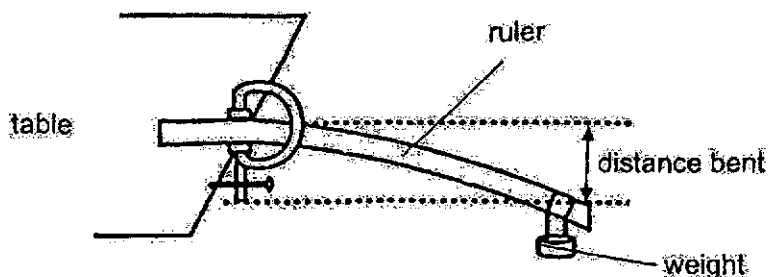
- (1) W  
(2) X  
(3) Y  
(4) Z

( )

Marks:

14

6. Lily fixed one end of a ruler to a table and hung a weight on the other end. She then observed and measured the distance bent by the ruler as shown in the diagram below.



Lily repeated the above experiment for three other rulers and recorded her results in the table below.

Ruler	Distance bent (cm)
A	2
B	5
C	3
D	6

Which of the following is the correct arrangement of the rulers from the most flexible to the least flexible?

	Most flexible	→	Least flexible
(1)	A		B C D
(2)	A		C B D
(3)	C		D B A
(4)	D		B C A

( )

Marks: 

12
----

Jackson labelled different parts of a bar magnet, E, F, G and H.

He used the magnet to attract some paper clips and recorded the results in the table shown below.

Parts of the magnet	Number of clips attracted
E	4
F	0
G	7
H	8

Based on the table above, which two parts of the magnets, E, F, G or H, are the poles of the magnets?

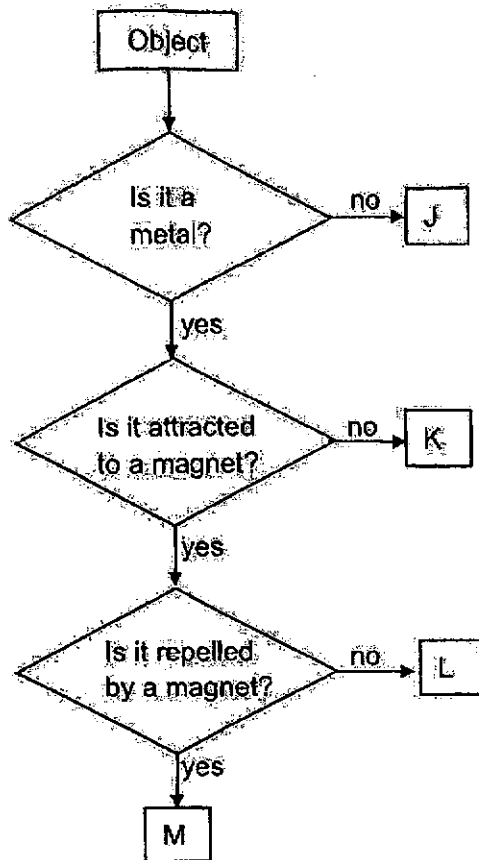
- (1) E and F
- (2) E and G
- (3) F and H
- (4) G and H

( )

Marks:

12

8. Study the flowchart below.



Which one of the objects above, J, K, L and M, is made of aluminium?

- (1) J
- (2) K
- (3) L
- (4) M

( )

Marks :

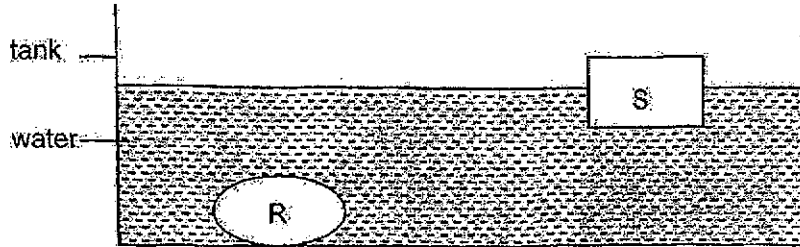
12

**SECTION B : [14 marks]**

For questions 9 to 12, write your answers in this booklet.

The number of marks available is shown in the brackets [ ] at the end of each question or part-question.

9. Hazel put objects, R and S, into a tank of water. She observed both objects as shown below.



- (a) Based on the diagram, what can she conclude about the property of the materials, R and S? [2]

---




---



---

- (b) Hazel used material S to make a toy duck as shown in the diagram below.



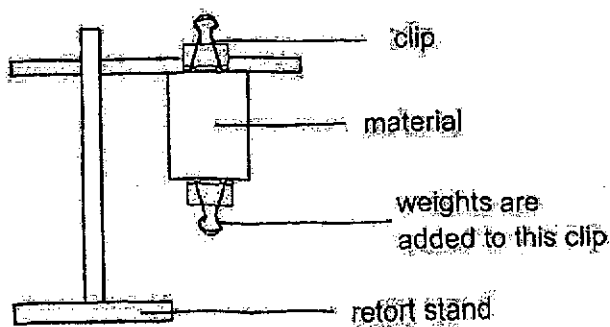
- Beside the property mentioned in (a), state another property that material S should have so that the toy duck can stay afloat in water. [1]

---

Marks:

13
----

10. Three strips of materials, N, P and Q, are attached, one at a time, to a clip on a retort stand. Weights are added to a clip until each material tears. The diagram below shows the set-up for the experiment.



- (a) The table below shows the weight needed for the three strips of materials, N, P and Q, to tear.

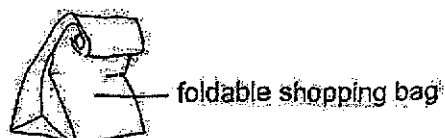
Material	Weight needed for the material to tear (g)
N	700
P	400
Q	1000

- (i) What is the property of the material being tested in the experiment? [1]
- 
- (ii) State the variable that was changed in the experiment. [1]
- 

Marks:

12

10. (b) (i) A shopping bag shown in the diagram below is used to hold heavy objects.



Based on the results above in (a), which material, N, P or Q is the most suitable to make the shopping bag? Explain why. [1]

---

---

---

- (ii) State another property of the material in b(i) should have that allows the bag to be folded easily. [1]

---

Marks:

12

14. Amin used different bar magnets W, X, Y and Z to attract the same clip as shown below.



He measured the distance the four bar magnets were able to attract the clip and recorded them in the table below.

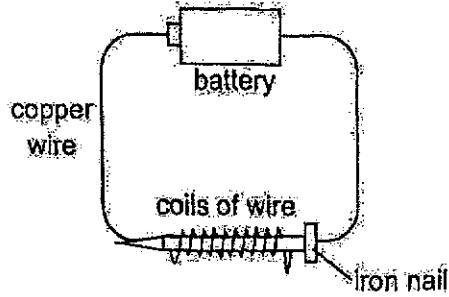
Bar magnet	Distance (cm)
W	8
X	2
Y	4
Z	6

- (a) State the property of the material the clip to allow it to be attracted to the magnet. [1]
- 
- (b) State a material the clip is made of. [1]
- 
- (c) (i) Based on the results above, what can we conclude about magnetic strength of magnet X? [1]
- 
- 
- (ii) Give the reason for your answer in c(i). [1]
- 
- 

Marks:

14

12. Afa made a magnet using the electrical method in set-up shown below. He used a new battery, some copper wire and an iron nail.



- (a) He used the magnet to attract some steel pins, but it was not able to attract any. Without adding or changing the materials in the set-up, state what he should do to increase the strength of the magnet. [1]

---



---

Afa then made 4 different magnets, D, E, F and G using similar materials. He recorded the number of paperclips the magnets could attract in the table below.

Magnet	Number of batteries used	Number of paper clips attracted
D	1	1
E	2	?
F	3	8
G	4	12

- (b) State a possible number of paper clips Magnet E was able to attract. [1]
- (c) Based on the table above, how does the number of batteries affect the number of paper clips attracted? [1]

---



---



---

Marks: 13

~ END OF PAPER ~



**SCHOOL : MAHA BODHI PRIMARY SCHOOL**  
**LEVEL : PRIMARY 3**  
**SUBJECT : SCIENCE**  
**TERM : 2024 WA2**

Q1	Q2	Q3	Q4	Q5	Q6	Q7	Q8
3	1	1	3	1	4	4	2

Q9	a)R sinks in water but S floats. b)Waterproof/ Does not absorb water.
Q10	a)i)Strength of the material. ii)type of material b)i)Material Q. As it held the most amount ii)It must be flexible
Q11	a) The clip is a magnetic material has magnetic strength. b) Iron /steel / Nickel / Cobalt c) i)Magnet X has the weakest magnetic strength. ii)The distance that the magnet is able to attract the clip is the shortest.
Q12	a) Increase the number of coils of wire around the nail. b) 2, 3, 4, 5, 6, 7, c) The magnet with more batteries can attract more paper clips.

